


Megaplex-4

# Cabling Solution

Cable management accessories



- Reduces storage space and handling, eliminates cable waste
- Standard 19" rack mount
- Compatible with existing RAD modules
- Optimized design for high density patching
- Organized cabling installation improves maintenance activities and troubleshooting

This effective cable management solution reduces on-site preparation time, allowing skilled laborers to focus on installation and testing.

With a variety of options to manage your module installation needs, RAD's cabling management solutions shrink labor costs and storage space, minimize product handling, and reduce cable waste, theft and damage, for a smoother and more cost-effective installation.

## MARKET SEGMENTS AND APPLICATIONS

RAD's cabling solution offers improved cabling management for the Megaplex-4 next generation multiservice nodes extensively employed in the Utilities, Transportation and Service Providers markets.

The three types of patch panels used as building blocks cover any modular application built by Megaplex-4.

## INTEROPERABILITY

The cabling solution is compatible with all existing Megaplex-4 cables.

## ARCHITECTURE

All ports can be presented either on the front or back line-up of the rack, to allow direct and simple access to each port.

A set of passive patch panels give a modular solution for all cables offered with the Megaplex-4 racks. The patch panels have DB-25-size slots, DB-15 size slots, RJ-45 connectors or coax connectors. An additional ordering option is a brush guard panel, which can be used in place of standard blank panels to allow pass-through of cables between the front and rear of a rack or cabinet while still providing thermal protection to maintain hot aisle/cold aisle isolation.

## Specifications

### DB-25 PATCH PANEL

#### Connectors

12 DB-25-size slots ready for cables

Height: 4.45 cm (1.75 in) 1U

Width: 48.3 cm (19.0 in)

### DB-15 PATCH PANEL

16 DB-15-size slots ready for cables

Height: 4.45 cm (1.75 in) 1U

Width: 48.3 cm (19.0 in)

### BNC PATCH PANEL

16 pairs of BNC connectors, female

Height: 4.45 cm (1.75 in) 1U

Width: 48.3 cm (19.0 in)

### RJ-45 PATCH PANEL

32 RJ-45 connectors, shielded

Height: 4.45 cm (1.75 in) 1U

Width: 48.3 cm (19.0 in)

### BRUSH GUARD PANEL

Height: 4.45 cm (1.75 in) 1U

Width: 48.3 cm (19.0 in)



Cabling Solution

Cable management accessories

Ordering

PATCHPNL-12-DB25  
12-port DB-25 patch panel

*Note:* The DB-25 patch panel is used with HS-6N/12N, HS-RN, LS-6N/12 and VS adaptor cables. Cables and connectors are not included with the patch panel.

PATCHPNL-16-DB15  
16-port DB-15 patch panel






*Note:* The DB-15 patch panel is used with HS-6N/12N and VS adaptor cables. Cables and connectors are not included with the patch panel.

PATCHPNL-32-BNC  
32-port BNC patch panel

PATCHPNL-32-RJ45  
32-port RJ-45 patch panel

PATCHPNL-BRUSH  
Brush Guard Panel

Table 1. Patch Panels

Description	Panel
12-port DB-25	
16-port DB-15	
Brush panel	
32-port BNC	
32-port RJ-45	

International Headquarters  
24 Raoul Wallenberg Street  
Tel Aviv 69719, Israel  
Tel. 972-3-6458181  
Fax 972-3-6498250, 6474436  
E-mail market@rad.com

North America Headquarters  
900 Corporate Drive  
Mahwah, NJ 07430, USA  
Tel. 201-5291100  
Toll free 1-800-4447234  
Fax 201-5295777  
E-mail market@radusa.com

